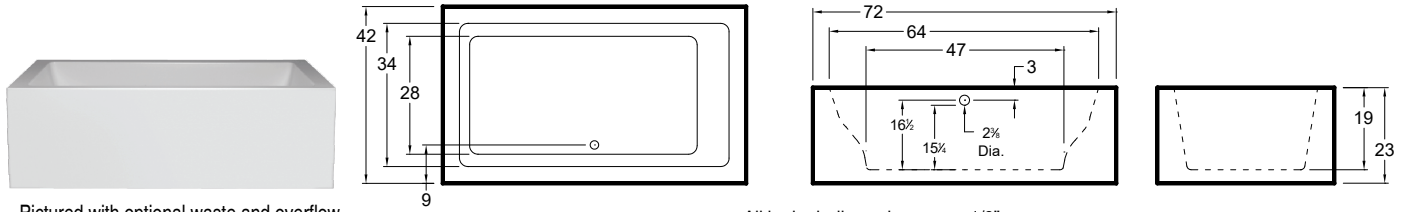


Always check our website for the most updated specifications: www.zumacollection.com



CODES AND COMPLIANCE

Products meet or exceed the following standards:

- Underwriters Laboratories (UL)
- Underwriters Laboratories - Canada (cUL)
- ANSI Z124.1 • ANSI A112-19.7
- ANSI A112.19.8

ELECTRICAL REQUIREMENTS

We recommend one 20 amp ground fault circuit interrupter (GFCI) for each power supply provided with the bathtub.

DIMENSIONS

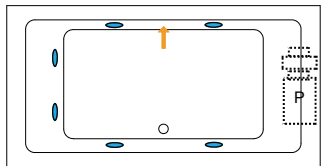
72" x 42" x 23"

Whirlpool Operating Gallons: 79

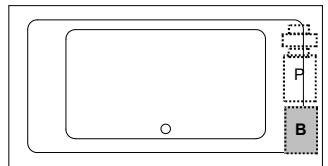
Gallons to Overflow: 110

Material: Polymer Composite

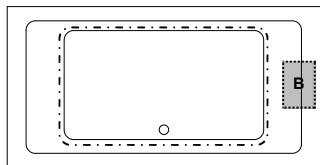
Whirlpool



Combination (pump and blower location only)



Airbath System II



OPTIONAL ACCESSORIES

Chromotherapy Light

Grab Bars

High Density Insulation

Pillow -12" - Angle

Rotary Jets

Thermal Comfort System

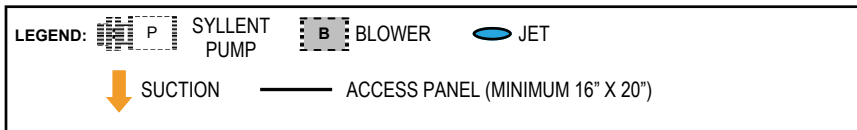
(TCS must be used at opposite end if used with VSM)

Vibro Sonic Massage

(VSM must be used at opposite end if used with TCS)

Waste & Overflow

Linear Overflow



INSTALLATION TIPS

- Install product according to Owners manual and local codes.
- Hot water supply should be 65-75% of tub capacity or greater. Always consult your local plumber for recommendations as installations will vary.
- Access panel for whirlpool and Airbath[®] systems included with the CDF.